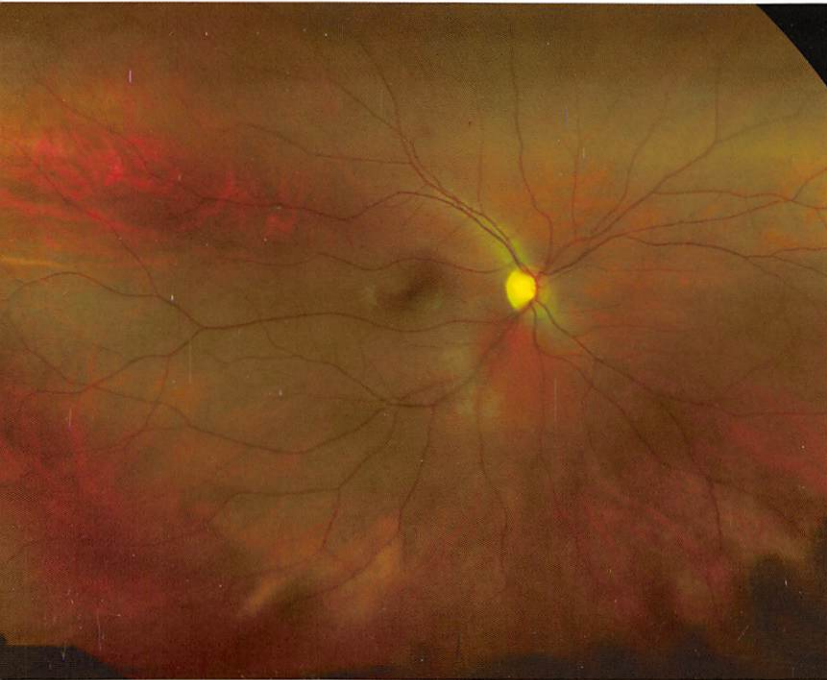
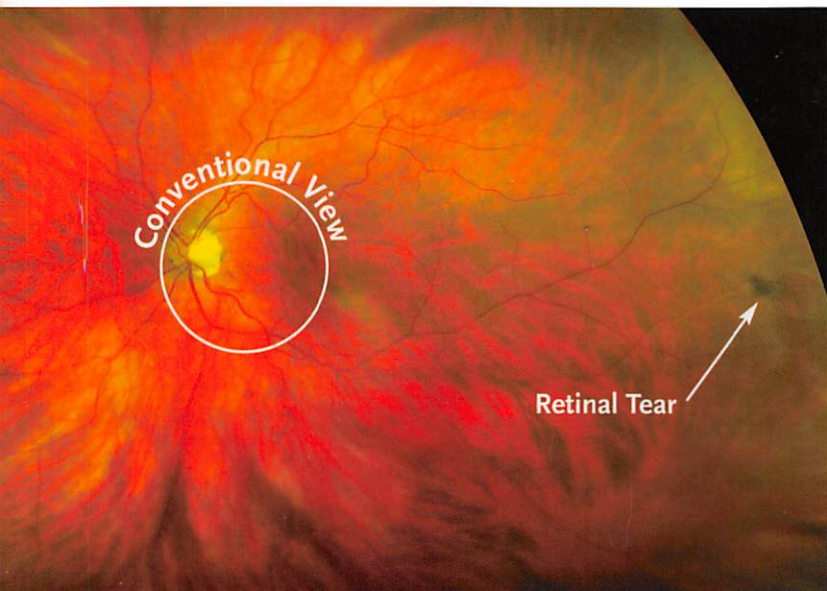


Helping you maintain healthy eyes

# Check and maintain the health of your eyes with our new advanced method.



An **optomap** image of a healthy retina



An **optomap** image of a retinal tear

Your doctor recommends the **optomap**® Retinal Exam as an integral part of your eye exam today. An **optomap** provides your doctor with a view of approximately 82% of your retina in a single capture and helps your doctor to evaluate your visual health.

Many eye problems can develop without warning and progress with no symptoms. Early on, you might not even notice any change in your vision. However, diseases such as macular degeneration, glaucoma, retinal tears or detachments, as well as other health problems such as diabetes and high blood pressure can be detected with a thorough exam of the retina.

An **optomap**® Retinal Exam provides:

- A scan to confirm a healthy eye or, to detect the presence of disease.
- An overview or map of the retina, giving your doctor a more detailed view than can be achieved by other means.
- The opportunity for you to view and discuss the **optomap** images of your eye with your doctor at the time of your exam.
- A permanent record for your medical file, enabling your doctor to make important comparisons if potential problems show themselves at a future examination.

The **optomap** Retinal Exam is fast, easy, and comfortable.

**PLEASE NOTE:** The doctor strongly believes an **optomap** is an essential part of your comprehensive eye exam. However, some health plans do not cover the **optomap** Retinal Exam, which means that you may be responsible for an additional fee.



Optos, Inc.  
67 Forest Street  
Marlborough, MA 01752  
USA

800-854-3039

 **optomap**®  
ultra-wide digital retinal imaging




# Comparison of Fields of View

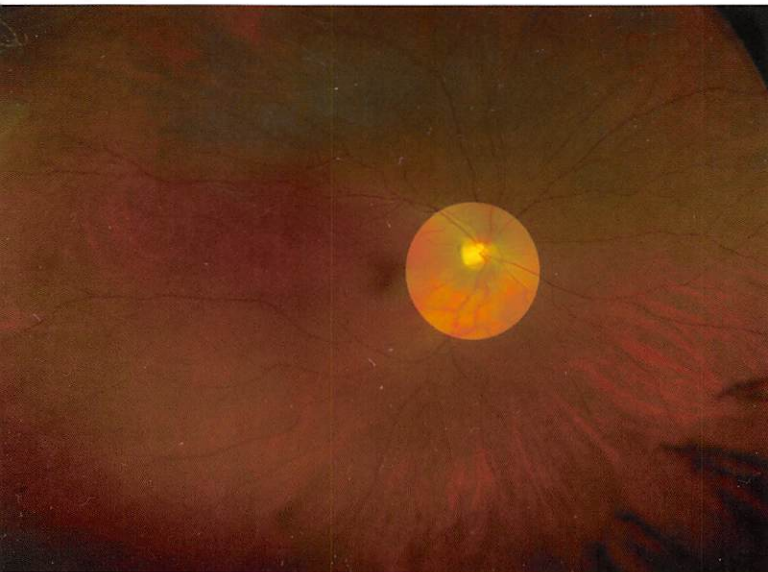
An optomap retinal image compared to conventional devices in a single capture.



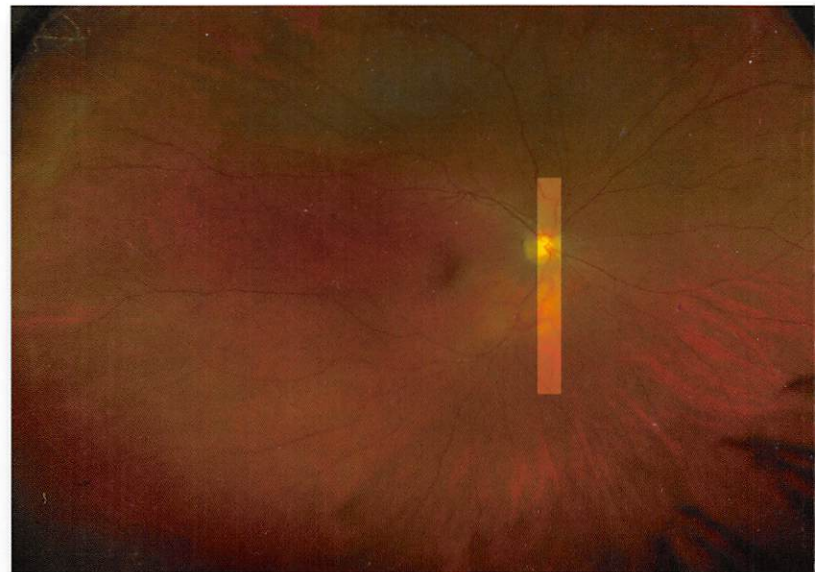
optomap® Retinal image  
200°



Fundus Camera  
about 45°



Indirect Ophthalmoscope  
about 30°



Slit lamp  
with 90° diopter Lens



Optos, Inc.  
67 Forest Street  
Marlborough, MA 01752  
USA

866.OPTOMAP (678.6627)

©2011 Optos. All rights reserved. Optos® AND optomap® are registered of Optos plc. P/N 492001

  
ultra-wide digital retinal imaging

[optomap.com](http://optomap.com)